



HEAVY DUTY VERTICAL CHAMBER PACKING MACHINE

Operational Control Functions

- Digital Control: Time control / 10 default programs
- Sensor Control: Set percentage pressure for vacuum and gas functions for accurate and constant packaging results
- Liquid Control: Set percentage pressure for vacuum and detect boiling point of the product. For fast cycle and better food protection
- Advanced Control System: Set percentage pressure or mbar/hPa/kpa/mmHg for vacuum and gas function for accurate and constant packaging results / 10 default PLC programs / Vacuum plus time / Sequential vacuum / Secured Operator Access / LCD full color screen Touch Screen / PC interface / Compatible with label printer

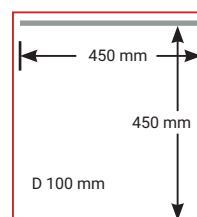
Optional Functions

- Service kit for standard maintenance
- Special control options for specific applications

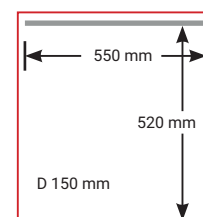
Support Control Functions

- Stop button for partial / full cycle interrupt
- Digital maintenance program for pump / operating hours counter / Service indicator programs / Sleeper functions etc.

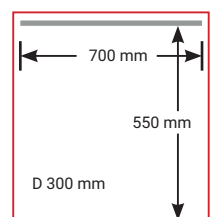
Chamber Size



VCD - 450



VCD - 550



VCD - 700

MODEL & PARAMETERS

MODEL	VCD-450	VCD-550	VCD-700
PUMP CAPACITY	17m3/h	17m3/h	40m3/h
MACHINE CYCLE	15-40SEC	15-40SEC	15-40SEC
MACHINE DIM	L570 * W550 * H750mm`	L785 * W700 * H850mm`	L900 * W900 * H875mm
MACHINE WEIGHT	100Kgs	190Kgs	240Kgs
VOLTAGE	230V-1PH-50Hz	230V-1PH-50Hz	415V-3PH -50HZ
POWER	1.5KW	1.5KW	2.2KW
WIDE SEAL	1 X 10mm	1 X 10mm	1 X 10mm
DOUBLE SEAL	2 X 3.5mm	2 X 3.5mm	2 X 3.5mm
BI-ACTIVE SEAL	1X 5.0 mm	1X 5.0 mm	1X 5.0 mm
CHAMBER SIZE	L450 * W450 * H100mm	L520 * W550 * H150mm	L700 * W550 * H300mm
SEALING BARS	1nos(each side)	1nos(each side)	1nos(each side)

